



ENFLOW® CONFIGURATION GUIDE



ENFLOW® SYSTEM HAS THREE MAIN COMPONENTS:



CONTROLLER

The controller unit serves as the power supply for the warmer unit. It is designed to mount on an IV pole or sit on a table top. The front panel includes a temperature display and keypad.



WARMER

The warmer is designed to work in conjunction with the disposable cartridge to warm IV fluids. The innovative design of the enFlow® warmer allows it to be placed within inches of the IV site, reducing the potential for fluid cooling within the IV line.



DISPOSABLE CARTRIDGE, AND EXTENSION SET OPTION


The disposable parylene coated cartridge can be connected to any standard luer IV set. The cartridge may stay in-line and travel with the patient for up to 24 hours. It requires less than 4 mL of priming volume. Patient-dedicated cartridges with a 3" (7.5 cm) extension set are also available for customers who require extra length at the end of the cartridge to allow for the placement of IV accessories.

TO USE ENFLOW® SYSTEM

THE FOLLOWING PRODUCTS NEED TO BE INCLUDED

1. CONTROLLER (INCLUDES)

ITEM	DESCRIPTION	PK
980121EU	Controller, Controller Pole Clamp, USB User Manual	1



2. WARMER

ITEM	DESCRIPTION	PK
980105VS	Warmer, USB User Manual, Warmer Holder, Warmer Cord Clip and Warmer IV Clip	1



3. CARTRIDGE (TWO OPTIONS AVAILABLE)

ITEM	DESCRIPTION	PK
980200EU	Disposable Parylene Coated Cartridge	30
980202EU	Disposable Parylene Coated Cartridge with 3" (7.5 cm) Extension	30



ADDITIONAL COMPONENTS



POWER CORD

The 10' (3 m) power cord plugs into the back of the controller to supply power to the system.



WARMER HOLDER

The warmer holder affixes to the side of the controller to allow clinicians a place to hang the warmer when it is not in use.



IV CLIPS

IV line cord clips allow caregivers to affix the patient line to the warmer cord to prevent kinking in the line.



CORD CLIP

The cord clip allows caregivers to affix the cord of the warmer to the patient's bed sheet or clothing.



REPLACEMENT IV POLE CLAMP

A replacement pole clamp is available to secure the enFlow controller to an IV pole.



INSULATED WARMER STRAP

The warmer strap with an integrated insulated pad allows the user to attach the warmer to the patient's limb. The insulated warmer strap should be used only when transporting the patient.



ENCHECK™

Recommended one enCheck™ per customer per 10 enFlow systems for annual preventive maintenance.



SYSTEM MANUAL

The system manual provides important information related to operation, service and preventative maintenance of the enFlow device. Multiple languages available.

4. POWER CORD OPTION

SOCKET	COUNTRY	ITEM
	Australia	AUS 91000180
	China	CN 91000179
	Canada	USCAN - Locking Version 91000178USL
	Japan	JP 91000182
	Continental Europe	Europe 91000170
	Denmark	DK 91000176

SOCKET	COUNTRY	ITEM
	Israel	IL 91000174
	Italy	IT 91000173
	New Zealand	NZ 91000181
	UK	UK 91000172
	South Africa	RSA 91000177
	Switzerland	CH 91000171

MANUALS*

ITEM	LANGUAGE
44000024	English
44000083	Chinese
44000143	Chinese (Traditional)
44000114	Croatian
44000115	Czech
44000074	Danish
44000079	Dutch
44000140	Estonian
44000076	Finnish
44000077	French
44000073	German
44000116	Greek

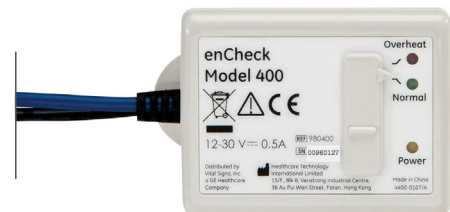
ITEM	LANGUAGE
44000078	Italian
44000142	Japanese
44000141	Korean
44000080	Norwegian
44000117	Polish
44000085	Portuguese
44000125	Romanian
44000127	Slovenian
44000075	Spanish
44000081	Swedish
44000084	Turkish

*Mandatory in Europe
Performance is typical and depends upon end-to-end system configuration.
Actual performance may vary.

ENCHECK™

Recommended one enCheck™ per customer or one per 10 enFlow® systems for annual preventive maintenance.

ITEM	DESCRIPTION	PK
980400	enCheck Temperature Simulator	1



OPTIONAL PRODUCTS

ITEM	DESCRIPTION	PK
980305VS	Warmer Holder	20
980331VS-200	Warmer IV Clip	200
980309VS-20	Warmer Cord Clip	20
980304VS30	Insulated Warmer Strap	30
980330VS-1	Controller Pole Clamp	1